

	PAGE	CD TRACK
<b>ABOUT THE AUTHOR</b> .....	7	
<b>FOREWORD - THE ADVENTURES OF ZORO</b> .....	8	
<i>Glossary - Definition of Terms</i> .....	11	
<i>Introduction - The Role Of The Drummer</i> .....	12	
Discussion of Time.....	13	
The Drum Machine .....	14	
Master Key .....	14	
Sextuplet Understanding.....	14	
32 <sup>nd</sup> Note Understanding.....	14	
 <b>CHAPTER ONE - SOUL DRUMMING</b>		
Brief Historical Overview .....	15	
Prelude to a Groove - Developmental Exercises.....	26	
“Ghostbusters” Pt. 1 - 12/8 & 16 <sup>th</sup> Notes .....	26	... 2
“Stuff Like That” Buzz Technique Development.....	28	... 3
“Separate Ways” & “It’s The Same Old Song” Independent & Unison Figures .....	30	... 4
The Grooves - Time Feel Development.....	33	
Early Soul .....	33	
The Gospel Feel .....	33	... 5
The 50s Rock Feel.....	34	... 6
The Quasi-Rhumba Feel.....	34	... 7
The Quasi-Mambo Feel.....	35	... 8
The 2nd Line Feel .....	35	... 9
The Motown Feel .....	36	... 10
The Shuffle .....	37	... 11
Transcription “Green Onions” .....	39	... 12
Transcription “Home At Last” .....	39	... 13
The 12/8 Feel .....	40	... 14
Transcription “Don’t Leave Me This Way” .....	42	... 15
Transcription “I’m Your Baby Tonight”.....	42	... 16
The Slow 16 <sup>th</sup> Note Ballad (One Hand Lead).....	43	... 17
Transcription “Express Yourself” .....	45	... 18
Transcription “Use Me” .....	45	... 19
The Ten Commandments of Soul (Listening Guide).....	46	
“What Is Hip” (Recommended Media & Literature Guide) .....	51	
50 Most Covered Songs of the Soul Era (Repertoire Guide) .....	52	
“Souledified” Soul Play-Along With Drums.....	54	... 20
Soul Play-Along Without Drums .....	54	... 21

## CHAPTER TWO - FUNK DRUMMING

Brief Historical Overview .....	55	
Prelude to a Groove - Developmental Exercises .....	70	
“Tighten Up” Hi-Hat Clean Up Exercises .....	70	... 22
“Ghostbusters” Pt. 2 - 8 <sup>th</sup> Note .....	72	... 23
“Let’s Stay Together” Pt. 1 - Unison Grooves .....	74	... 24
The Grooves - Time Feel Developmental Exercises .....	76	
The Quarter Note Feel .....	76	... 25
Transcription “Could It Be I’m Falling In Love” .....	78	... 26
Transcription “Candy” .....	78	... 27
The 8 <sup>th</sup> Note Feel.....	79	... 28
Transcription “Memphis Soul Stew” .....	82	... 29
Transcription “Get Up, Get Into It, Get Involved” .....	83	... 30
8 <sup>th</sup> & 16 <sup>th</sup> Combinations (One Hand Lead) .....	83	... 31
Transcription “When Will You Be Mine” .....	85	... 32
Transcription “That Girl” .....	85	... 33
16 <sup>th</sup> Up Tempo (Alternating Sticking RLRL Two Hand Feel) .....	86	... 34
Transcription “Love Light In Flight” .....	88	... 35
Transcription “Wanna Be Startin’ Something” .....	88	... 36
The Ten Commandments of Funk (Listening Guide).....	90	
“What is Hip” (Recommended Media & Literature Guide) .....	93	
50 Most Covered Songs of the Funk Era (Repertoire Guide).....	94	
“Sho-Nuff” Funk Play-Along With Drums.....	96	... 37
Funk Play-Along Without Drums.....	96	... 38

## CHAPTER THREE - HIP-HOP DRUMMING

Hip-Hop Historical Overview .....	97	
Prelude to a Groove - Developmental Exercises.....	104	
“Funky Situation” Bass & Snare Combinations .....	104	... 39
“Gettin’ on the Good Foot” Bass Drum Development .....	106	... 40
“One Drummer Under a Groove” Time Feels Over The Top .....	108	... 41
The Grooves - Time Feel Development.....	110	
Go Go .....	110	... 42
Transcription “Bustin’ Loose” .....	113	... 43
Transcription “Slave To The Rhythm” .....	113	... 44
New Jack Swing.....	114	... 45
Transcription “Groove Me” .....	116	... 46
Transcription “Poison” .....	116	... 47
Slow Hip-Hop .....	117	... 48
Transcription “Floatin’ On Your Love” .....	120	... 49
Transcription “Tighten Up” .....	120	... 50
House .....	121	... 51
Transcription “I’m Every Woman” .....	123	... 52
Transcription “Ecstasy” .....	123	... 53
The Ten Commandments of Hip-Hop (Listening Guide) .....	124	

	PAGE	CD TRACK
"What is Hip" (Recommended Media & Literature Guide) .....	127	
50 Most Covered Songs of the Hip-Hop Era (Repertoire Guide) .....	128	
"The Funky Monk" Hip-Hop Play-Along With Drums.....	130	... 54
Hip-Hop Play-Along Without Drums .....	130	... 55

## CHAPTER FOUR - DEVELOPING YOUR OWN GROOVES

Developing Your Own Grooves .....	131	
Song Repertoire.....	132	
Method for Practicing Time Feels.....	133	
Approaching The Music.....	134	
R&B Time/Feel Reference Chart .....	135	
"We Can Work It Out" Bass Drum Endurance Exercise .....	136	... 56
"Let's Stay Together" Pt.2 .....	138	... 57
"Cold Blooded" Hi-Hat Patterns .....	140	... 58
"Work To Do" Triplet Hi-Hat Patterns.....	143	... 59
"Super Bad" 32 <sup>nd</sup> Note Bass Drum Patterns .....	146	... 60
Play-Along Section "Creating & Playing With Loops" .....	150	
Loop #1 With Drums.....	152	... 61
Loop #1 Without Drums.....	152	... 62
Loop #2 With Drums.....	152	... 63
Loop #2 Without Drums.....	152	... 64
Loop #3 With Drums.....	152	... 65
Loop #3 Without Drums.....	152	... 66

<b>CONCLUSION</b> .....	154
"For Those Who Like To Groove" Interview Reference List.....	156
R&B Family Tree Lineage "It's a Family Affair" .....	157



**"There has never been anyone I enjoyed making music with more than Lenny."**  
**Zoro**  
*Modern Drummer*,  
 September 2004

Live in Portugal with Lenny Kravitz on the Baptism Tour. This was an incredible tour and a great reunion between Lenny and I. It was pure magic!!!

# Prelude to a Groove

## Developmental Exercises

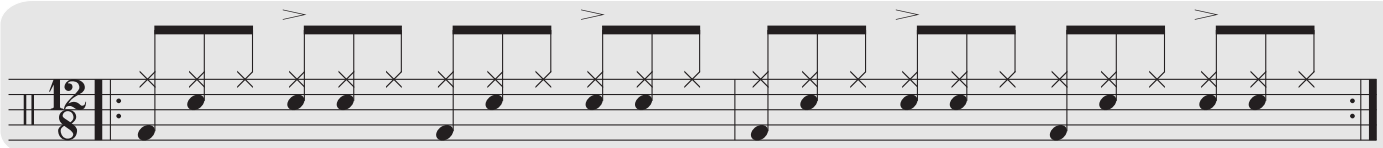
### “Ghostbusters” Pt. 1 12/8 and 16ths

#### Ghost Note Development




Before we approach some of the basic soul grooves, let’s work out some of the technical aspects of playing this music. Ghost notes are a huge part of the authentic R&B sound; it’s what gives the drum grooves part of their individual character. Because of their importance to this style the following is a variety of exercises that will help to develop your ghosting ability. The focus is on ghost notes played on the snare drum over 12/8 and 16th note time feels. Ghosting simply means to play at a lighter volume with a lower stick height (1/2” - 2”). Notes that are written without an accent marking above it are to be ghosted. Notes with accent markings written above them are to be played slightly louder with a higher stick height (8” - 10”).

12/8 Exercises:

CD  
2A




CD  
2B





16<sup>th</sup> Note Exercises:

CD  
2C



CD  
2D



(Courtesy of Zoro Personal Collection)

On tour with Philip Bailey, lead singer of Earth, Wind & Fire. This was taken at The Soul Liberation Festival in Minneapolis, Minnesota in 1983. The band was (from left to right) Philip Bailey on vocals, Paul Jackson Jr. on guitar, myself on drums, James Jamerson Jr. on bass and Charles Williams on piano.